

Storefront's

Table
for




TABLE CAPTAIN FAQ'S

Do I have to pay for my ticket?

- Table Captain seat is complimentary (limit one per table) but you are required to pay for mandatory plus-one
- In other words, you pay for one ticket and you get one free
- Because the success of the event depends on Table Captain participation, we need to ensure we don't have any no-shows! Any Table Captain that does not show up and/or cancels without a replacement will not receive a refund and will not be allowed to participate in future years.

Is there student pricing for the Table Captain ticket?

- No, but we do have student pricing for individual tickets.

Why is the plus-one ticket mandatory? Can't it just be one free seat for me?

- See above. We need to make sure there aren't any no-shows. Any Table Captain that does not show up and/or cancels without a replacement will not receive a refund and will not be allowed to participate in future years.
- And we have almost never had a Table Captain attend alone!
- Special arrangements may be considered. Email us at info@storefrontmb.ca

How many seats are there per table?

- 8 seats per table (Table Captain, TC plus one, and 6 guests)

Can I buy all of the additional seats at my table for my friends?

- Yes! You would then choose the full table option when purchasing your tickets (which includes a Table Captain seat).

I have a group of 10. Can I buy all of the additional seats at my table and two more at the next table?

- Unfortunately because of how the seating arrangements work, this is not possible. But there is a solution!! If you want a group larger than 8, you can purchase two Table Captain tickets. We will place the tables near each other and fill any of the additional seats you don't purchase for your own guests. You will be responsible to provide all Table Captain duties for both tables.

I have A LOT of friends! Can I be the Table Captain for multiple tables?

- Yes! Multiple tables are allowed and will be placed near each other. If the Table Captain names are different, please note that when you sign-up/purchase your seats.

I want to be a co-captain with my friend for one table and share costs and tasks. Is that allowed?

- We don't mind if you want to share the duties with a friend. However, we only need one contact person per table and we only offer one free seat. It will be up to you and your friend to decide how to split the cost for the additional seat and how to divide duties.

StorefrontMB
Architecture/Design/Urbanism

My partner/friend/brother and I want to have tables side-by-side (we are super competitive and want to compete for the design prize!). Can we both attend for free?

- Yes but note that each TC ticket purchase includes a plus-one so you will have four seats to fill. If you and a partner/friend/brother/etc. want to attend for free, sign up to Captain two tables and each bring a guest! We will place them next to each other and fill the additional seats.

Do I have to fill/sell all the seats at my table?

- No! If you do not purchase a full table, the additional seats will be assigned.

If I don't purchase all the seats, how will I know who is at my table?

- On the day of the event you will receive your table number, event location and a list of guests with contact info.

If I don't purchase all the seats, how will I know if cool people will be placed at my table?

- We figure, anyone who signs up for a fun evening like this is at least as (probably more) cool than us!
- We have such wonderful stories of people who met in previous years and make a point to re-connect each year, regardless of which table they end up at!

Okay but what do I do as a Table Captain? Is it worth the free seat?

- Totally worth it! Yes, there is some effort involved to make this fabulous event possible but if you love to host, you will love hosting at this event! You can make your design as simple as complex as you like, and you will be eligible to win cash prizes for best table design!

Responsibilities:

- If you have not previously been a Table Captain, you will be asked to attend a 30min online orientation during the week prior to the event
- Provide table décor. The level of effort and extravagance is entirely up to you! Some people bring beautiful placemats and a centerpiece and focus their energy on the hosting. Other people go all out and build extravagant structures in a strong bid to win one of the Best Design cash prizes!
- Minimum décor required: 8 cloth napkins – any colour
- Set-up of décor on-site will be permitted starting at 1:00pm on event day.
- Measurements, guidelines and requirements are provided in this document.

What does the event provide?

Provided by event:

- Logo/name recognition on website and in print program for sponsored tables
- Table
- 8 white folding chairs, stacked next to the table on arrival (TC may provide their own, if preferred)
- 1 white tablecloth, dishware and glassware for 8 all stacked on the table on arrival (TC may provide their own (any colour), if preferred)
- Still water

NOTE: no complimentary wine is provided

Storefront's

Table
for


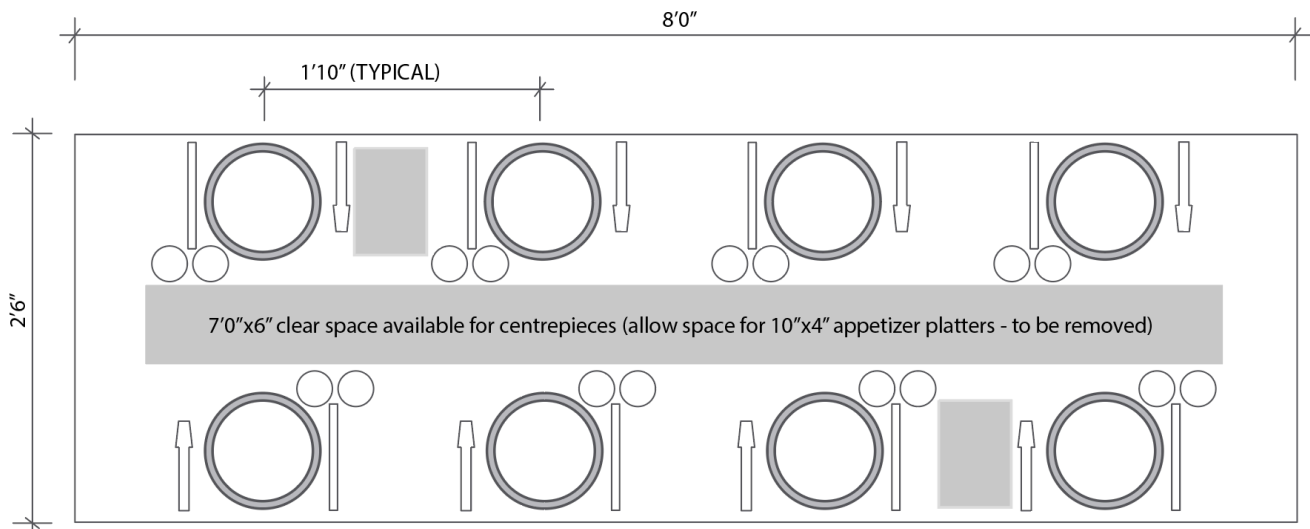


TABLE DESIGN COMPETITION DETAILS

Please keep in mind your installations may be photographed and published as part of the event post-promotion. Be creative and have fun!

TABLE DIMENSIONS:

The table plan shows the spaces designated for plates, glassware, servingware, and water bottles. These items will be provided for you on site, but you must accommodate for the placement of them when laying out your table.



WHAT IS PROVIDED:

Plates, Knife, Fork, Water Glass, Wine Glass, Programs, 1 Water bottle,
1 White Tablecloth, 8 foldable, padded white chairs

WHAT TO CONSIDER WHEN DESIGNING YOUR TABLE:

Lighting, flowers, centrepieces, place cards, napkin rings, runners, placemats, trimmings, charger plates, carafes, textures, colours, patterns, contrasts, hierarchy, theme, playfulness, whimsy. Be creative in how you use the space under, around, between, and above the required table elements.

**Note: To comply with permit requirements, any decor/design you include must be moveable in the same motion as the table.*

SERVING:

Please ensure that you allow space for servers to place the food trays/dishes.

SIGHT/REACH:

We would like our guests to be able to see one another! Please ensure that any elements added to the table do not obstruct eye level contact amongst your guests. Also, make sure your guests can pass items across the table!

GREEN:

Our intent is to keep the event eco-friendly. Any items brought to the site must be taken away by the Table Captains. No materials that would contribute to landfill sites are permitted! All materials must either be re-usable or compostable.

WIND:

The event is outdoors! Please bear this in mind when planning accessories for your table. We don't want the decor blowing away... Make sure that none of your elements are light enough to blow away (or that they are weighted down immediately with other elements. Take special care to ensure that in laying your base tablecloth it is weighted down (either with corner clips or with settings).

WATER:

The event is drizzle or shine! Make sure your decor can withstand the elements!

HEALTH + SAFETY:

Candlelight adds elegance to any dinner, but we want to avoid fire hazards! In considering lighting elements, please work with solar/battery operated solutions (no cords). Also, please do not bring additional edible items to your table. We cannot bring outside food in due to health regulations. If providing any organic decor at your table, please confirm amongst your party of eight that no one is allergic to these items. Finally, when staging the tables, the dinner plates must be kept face down until dinner is served (for health and safety).

NOTE:

We are making a few changes this year and if you purchase multiple tables, they will still be placed next to each other but they may or may not be touching. Please ensure your design doesn't require this continuity.